


Shenzhen MTC Co., Ltd.

2014



002429

2014 8 12



			002429
	Shenzhen MTC Co., Ltd.		
	MTC		

	3069	3069
	A 32	A 32
	0755-33345613	0755-33345613
	0755-33345607	0755-33345607
	ls@szmtc.com.cn	ls@szmtc.com.cn

1

2013

2013

	2005 04 04	A	440301102850794	44030677272966X	77272966-X
	2014 5 12	A	440301102850794	44030677272966X	77272966-X

2014 5 12

106,792.7806

106,832.1806

	3,366,113,516.62	2,593,801,175.38	29.78%
	282,700,587.77	240,196,920.31	17.70%
	292,048,576.44	226,444,805.64	28.97%
	423,712,877.23	-334,238,727.02	226.77%
/	0.1764	0.1499	17.68%
/	0.1764	0.1499	17.68%
	7.13%	6.95%	0.18
	6,829,167,134.94	7,212,856,369.15	-5.32%
	4,101,011,494.88	3,826,417,507.68	7.18%
			1,602,055,209

	114,832.28	
	882,054.00	
	10,982,542.62	
	-20,890,331.85	DF
		2,089.03

	-350,878.01	
	86,207.71	
	-9,347,988.67	--

		2000 25 2000 577
		17%
	30,637,980.50	3%
	14%	()

1

20,050,492.42

2014

	336,611.35	29.78%
28,270.06	17.70%	

1

10

1

2

				%	
	967,931,279.08	1,869,154,364.49	-901,223,085.41	-48.22%	(1)
	0	20,890,331.85	-20,890,331.85	-100.00%	(2)
	135,697,096.02	332,504,657.80	-196,807,561.78	-59.19%	(3)
	163,368,362.16	425,644,898.20	-262,276,536.04	-61.62%	(4)
	5,127,692.19	10,292,118.62	-5,164,426.43	-50.18%	(5)
	35,009,466.57	25,334,505.90	9,674,960.67	38.19%	(6)
	439,980,515.48	287,279,722.07	152,700,793.41	53.15%	(7)
	902,376,245.45	2,583,135.16	899,793,110.29	34833.37%	(8)
	0	2,129,094.97	-2,129,094.97	-100.00%	(9)
	336,085.79	596,242.99	-260,157.20	-43.63%	(10)
	1,602,055,209.00	1,068,321,806.00	533,733,403.00	49.96%	(11)
	476,047,119.21	1,022,679,672.21	-546,632,553.00	-53.45%	(12)
	0.00	1,134,300.00	-1,134,300.00	-100.00%	(13)
				%	
	3,366,113,516.62	2,593,801,175.38	772,312,341.24	29.78%	
	2,870,535,668.91	2,231,863,536.40	638,672,132.51	28.62%	
	25,208,087.04	6,643,169.69	18,564,917.35	279.46%	(14)
	80,455,107.24	55,054,126.83	25,400,980.41	46.14%	(15)
	87,109,187.49	35,064,020.35	52,045,167.14	148.43%	(16)
	-11,908,031.68	-12,655,137.13	747,105.45	5.90%	

	27,751,385.40	14,973,879.38	12,777,506.02	85.33%	(17)
	-20,890,331.85	0.00	-20,890,331.85		(18)
	31,033,035.04	12,852,568.48	18,180,466.56	141.45%	(19)
	32,833,777.71	3,511,529.86	29,322,247.85	835.03%	(20)
	1,549,788.94	146,316.38	1,403,472.56	959.20%	(21)
	45,688,216.41	38,886,160.30	6,802,056.11	17.49%	
	107,419,414.54	86,892,339.38	20,527,075.16	23.62%	
				%	
	423,712,877.23	-334,238,727.02	757,951,604.25	226.77%	22
	-217,920,746.37	-485,645,095.02	267,724,348.65	55.13%	23
	-597,895,808.87	293,084,701.99	-890,980,510.86	-304.00%	24
	-375,897,961.41	-522,798,883.24	146,900,921.83	-28.10%	

(1) 90,122.31 48.22%

(2) 2,089.03 100.00%

(3) 19,680.76 59.19%

(4) 26,227.65 61.62%

(5) 516.44 50.18%

(6) 967.50 38.19%

483.20 311.15

(7) 15,270.08 53.15%

(8) 89,979.31 34833.37%

	89,810.00	
(9)	212.91	100.00%

(15)	2,540.10	46.14%	
			1,602.01
			378.56
(16)	5,204.52	148.43%	
	4,462.88		
	615.00		
(17)	1,277.75	85.33%	
	1,574.46		
(18)	2,089.03		
DF			2,089.03
(19)	1,818.05	141.45%	
(20)	2,932.22	835.03%	
	3,063.80		2,829.81
(21)	140.35	959.20%	
	100		
28.90			
(22)		75,795.16	226.77%
95,111.73			2,829.81
		14,304.28	
		3,611.14	
(23)		26,772.43	55.13%
		87,356.49	
	10,920.06		53,280.31
(24)		89,098.05	304.00%

:

64,424.07

157,998.25

ODM

ODM

“

”

ODM

ODM

ODM

ODM

ODM

LED

,

ODM

ODM

LED

ERP

500,000,000.00	249,896,700.00	100.08%
	LED LED LED LED DVD TFT LCD MID	100.00%

				150,000,000.00	2014/03/27	2015/03/27			13,200,000.00				2014-025
				100,000,000.00	2014/04/23	2016/04/23			18,825,753.42				2014-038
				50,000,000.00	2014/04/29	2015/04/29			4,500,000.00				2014-040
				300,000,000.00	2014/04/29	2016/04/29			55,876,438.36				2014-040
				50,000,000.00	2014/04/23	2016/04/23			10,013,698.63				2014-039
				100,000,000.00	2014/04/29	2015/04/29			9,300,000.00				2014-040
				40,100,000.00	2014/04/29	2016/02/20			6,909,284.93				2014-041
				200,000,000.00	2014/05/16	2015/05/16			18,600,000.00				2014-046
				150,000,000.00	2014/05/22	2015/05/22			13,800,000.00				2014-047
				78,000,000.00	2014/06/09	2015/12/16			11,030,054.79				2014-050

				80,000,000.00	2014/06/20	2016/06/20			15,060,602.74				2014-052
				100,000,000.00	2014/03/20								
				100,000,000.00	2014/03/21								
				-100,000,000.00		2014/03/26							
				600,000,000.00	2014/04/04								
				-100,000,000.00		2014/04/11							
				-50,000,000.00		2014/04/14							
				-100,000,000.00		2014/04/21							
				-250,000,000.00		2014/04/25							
				220,000,000.00	2014/04/29								
				-200,000,000.00		2014/05/13							
				-220,000,000.00		2014/05/15							
				200,000,000.00	2014/05/16								
				-150,000,000.00		2014/05/21							
				-50,000,000.00		2014/06/19							
				91,000,000.00	2014/05/07								
				-91,000,000.00		2014/05/13							
				40,000,000.00	2014/04/01	2014/10/08			1,082,739.73				
				70,000,000.00	2014/04/01	2014/05/07			331,397.26	331,397.26			
				80,000,000.00	2014/05/13	2014/08/13			1,008,219.18				
				19,000,000.00	2014/01/07	2014/03/28	19,000,000.00		249,863.01	249,863.01			

			15,000,000.00	2014/04/30	2014/06/29	15,000,000.00		120,821.92	120,821.92			
			40,000,000.00	2014/04/30	2014/10/27			1,065,205.48				
			30,000,000.00	2014/05/04	2014/05/25			77,671.23	81,369.86			
			40,000,000.00	2014/06/17	2014/07/17			147,945.21				
			90,000,000.00	2014/01/28	2014/04/26	90,000,000.00		1,304,600.00	1,304,600.00			
			50,000,000.00	2014/01/27	2014/04/28	50,000,000.00		783,611.11	783,611.11			
			50,000,000.00	2014/04/16	2014/09/30			1,372,602.74				
			50,000,000.00	2014/04/16	2014/09/30			1,372,602.74				
			30,000,000.00	2014/04/16	2014/05/26	30,000,000.00		180,821.92	180,821.92			



1

2 16 17

3

2

							28,264.21	USD		37,000	USD	55.51%	-2,089.03 (RMB)
				2014 1 21									
				2014 2 10									

	163,335.93
	12,741.72
	103,795.64
	7,715.83
	7,715.83
	4.72%
<p>()</p> <p style="text-align: center;">2010 648</p> <p style="text-align: center;">A 5,600 30</p> <p>168,000 4,664.07 163,335.93</p> <p>2010 208</p> <p>()</p> <p style="text-align: center;">91,053.92</p> <p style="text-align: center;">11,178.67 2014 12,741.72 2014</p> <p style="text-align: center;">41,100 1,921.27 2014 6 30</p> <p style="text-align: center;">103,795.64</p> <p style="text-align: center;">13,099.94</p> <p>2014 6 30 72,640.23</p>	

1

2

(%)(3)
(2)/(1)

2014

2014 7

31

2014 12 31


3. 2015 2 28
2014

2014 12 31

2015 6 30

	2012 “ ”
	1 2010 6 28 128,348.8 2 2012 9 17 2012 5,146.27 5,146.27 C-17-4





2014

		2014	12
	31		

				1,000	19,692,200. 83	1,669,126.3 2	5,502,631.2 5	951,051.7 2	950,736.92
				3,000	67,850,329. 69	21,566,404. 98	32,507,358. 02	-2,329,44 0.10	-1,915,341.38



(LED)

		2014 02 26			
		http://www.cninfo.com.cn			

LED

C-17-4

LED

LED

7

100

8

2014 1-9

2014 1-9	0.00%		20.00%
2014 1-9	44,581.69		53,498.03
2013 1-9			44,581.69

2013

2014 5 8

2013

2013

1,068,036,806

10 5

2014 6 10

2014

6 11

--

1

2

3

9

3

4

5

6

7

8

1)

2)

<http://irm.cninfo.com.cn/szse/>

3

7

1		2014-02-25	
2		2014-02-25	
3		2014-04-11	

1

2

3

2013 10 18

285,000

3.98 /

2013 10 22

45

1,134,300

2014 3 22 “

2014 4 1

(285,000)

()

849,300 ”

2014 5 27

A1					A2			
A3					A4			
	2012-8-8	3,000 RMB	2012.12.14	475(USD)		2013-12-13	2014-1-27	
		30,000 RMB	2012.11.30	120(USD)		2013-11-4	2014-2-3	
				300(USD)		2013-11-11	2014-3-4	
	2013-2-6	4,000 RMB	2013.3.22	1,500(RMB)		2013-5-27	2014-5-27	
		30,000(RMB)	2013.12.20					

B3		B4	
A1+B1	80,000	A2+B2	0
A3+B3	80,000	A4+B4	0
A4+B4			0
C			0
D 70%			0
E 50%			0
C+D+E			0

1

2

3

4

5%

2010 09
09

	17,006,700	1.59%			6,738,137	-3,530,425	3,207,712	20,214,412	1.26%
3	17,006,700	1.59%			6,738,137	-3,530,425	3,207,712	20,214,412	1.26%
	17,006,700	1.59%			6,738,137	-3,530,425	3,207,712	20,214,412	1.26%
	1,051,315,106	98.41%			527,280,266	3,245,425	530,525,691	1,581,840,797	98.74%
1									

1	2013		2014	6	10		2014	6
11								
2		2014	5	27				
4								
1								
2								
3			533,733,403					
		3.8387		2.5598				
5								
6								

			27,806					0
		5%	10					
		63.90%	1,023,730,313	341,243,438		1,023,730,313		
		4.01%	64,250,556	20,485,965		64,250,556		

		2.71%	43,490,179	15,724,726		43,490,179		
		2.30%	36,819,206	11,687,569		36,819,206		
		1.12%	18,000,000	-7,864,884		18,000,000		
		1.02%	16,378,818	5,459,606		16,378,818		
		0.84%	13,498,985	8,383,938		13,498,985		
		0.76%	12,202,792	8,029,405		12,202,792		
		0.62%	9,966,794	3,322,264	7,475,095	2,491,699		
		0.55%	8,771,037	2,923,679		8,771,037		
10								
					1,023,730,313		1,023,730,313	
					64,250,556		64,250,556	
					43,490,179		43,490,179	

		36,819,206	36,819,206
		18,000,000	18,000,000
		16,378,818	16,378,818
		13,498,985	13,498,985
		12,202,792	12,202,792
		8,771,037	8,771,037
		7,872,719	7,872,719
10	10	10	10
10	10		
4	2014 6 30	10 8	12,202,792
	0		
	12,202,792	2013 12 31	
	4,173,387		0
	4,173,387		

			926,743	463,371		1,390,114			
			6,644,530	3,322,264		9,966,794			
			4,983,397	2,491,699		7,475,096			
			442,968	221,484		664,452			
			907,650	453,826		1,361,476			
			112,500	56,250		168,750	150,000		225,000
	--	--	14,017,788	7,008,894	0	21,026,682	150,000	0	225,000

			2014	5 8

()

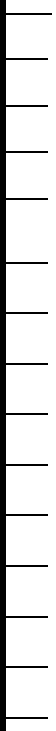

--	--	--	--	--	--	--	--	--	--	--

--	--	--	--	--	--	--	--	--

--	--	--	--	--	--	--

--	--	--	--	--	--	--

--	--



--	--	--	--	--

MTC Electronic Co.,LIMITED					

				%	
	967,931,279.08	1,869,154,364.49	-901,223,085.41	-48.22%	(1)
	0	20,890,331.85	-20,890,331.85	-100.00%	(2)
	135,697,096.02	332,504,657.80	-196,807,561.78	-59.19%	(3)
	163,368,362.16	425,644,898.20	-262,276,536.04	-61.62%	(4)
	5,127,692.19	10,292,118.62	-5,164,426.43	-50.18%	(5)
	35,009,466.57	25,334,505.90	9,674,960.67	38.19%	(6)

	439,980,515.48	287,279,722.07	152,700,793.41	53.15%	(7)
	902,376,245.45	2,583,135.16	899,793,110.29	34833.37%	(8)
	0	2,129,094.97	-2,129,094.97	-100.00%	(9)
	336,085.79	596,242.99	-260,157.20	-43.63%	(10)
	1,602,055,209.00	1,068,321,806.00	533,733,403.00	49.96%	(11)
	476,047,119.21	1,022,679,672.21	-546,632,553.00	-53.45%	(12)
	0.00	1,134,300.00	-1,134,300.00	-100.00%	(13)
				%	
	25,208,087.04	6,643,169.69	18,564,917.35	279.46%	(14)

(5)		516.44		50.18%	
(6)		967.50		38.19%	
	483.20				311.15
(7)		15,270.08		53.15%	
(8)		89,979.31		34833.37%	
		89,810.00			
(9)		212.91		100.00%	
(10)		26.02		43.63%	2012
		2012			2013
12					
(11)		53,373.34		49.96%	2012
					285,000
	285,000.00	2014 5 8		2013	2014 6 4
		2013			1,068,036,806
		10 5.0			534,018,403.00
	2014 6 10			1,602,055,209.00	
(12)		54663.26		53.45%	2012
					285,000
	849,300.00	2014 5 8		2013	
1,068,036,806			10 5		534,018,403.00
	2014 6 30				
	2014 6 30			-11,764,850.00	
(13)		113.43		2013 10 18	

	285,000	3.98 /	2014 5 27	
(14)		1,856.49	279.46%	
(15)	2,540.10	46.14%		1,602.01
		378.56		
(16)	5,204.52	148.43%		
	4,462.88			

95,111.73			2,829.81
		14,304.28	
			3,611.14
(23)		26,772.43	55.13%
		87,356.49	
	10,920.06		53,280.31
(24)		89,098.05	, 304.00%
:		64,424.07	
		157,998.25	

2014